

★★★★★ (36)

HIKING HOLIDAYS VIA ALPINA "BEARTREK"

Hiking: Via Alpina "Beartrek"

Eiger, Mönch & Jungfrau

Discover Switzerland's most impressive sights. Hiking on the Beartrek you'll travel on a unique route that passes glaciers and spectacular passes. The route "Via Alpina" leads along the three most famous Swiss mountains Eiger, Mönch and Jungfrau through valleys and canyons to the well known ski-resort Adelboden-Lenk.

Most likely you won't meet any bears on this tour, but this hiking tour owes its name to the time when only wild animals could pass it. Nowadays, the trail is in very good condition but it is still not an easy stroll, as there are some passes you'll need to cross. On the heights and summits, however, you will be rewarded for your alpinistic efforts. Let the perfect and impressive beauty of the Alps take your breath away.





6 Days / 5 Nights



Self-guided tour

To the online version





ITINERARY


DAY
1


Arrival to Meiringen | Meiringen – Grindelwald

Luggage drop-off in Meiringen and by bus you get up to Rosenlaui. From here you hike to the idyllic Schwarzwaldalp. Once you reach the Grosse Scheidegg, an impressive panorama of the Eiger, Mönch and Jungfrau triumvirate awaits you. A long descent takes you down to Grindelwald.

 approx. 4.5 h

 approx. 14 km


 700 m


 980 m


DAY
2


Grindelwald – Wengen

The trail leads up to the „Kleine Scheidegg“ and continues over a sunny high trail to the car-free holiday resort Wengen. A small path goes past the spectacular Trümmelbach waterfall down to Lauterbrunnen.

 approx. 5.5 h

 approx. 17 km


 1'155 m


 915 m


DAY
3


Wengen – Griesalp/Pochtenalp

Early in the morning the cable car and the train brings you up to Mürren. In the early months of the summer there is often still snow on the alpine pass “Sefinenfurgge”. You walk past a breathtaking Alpine scenery.

 approx. 7.5 h

 approx. 22 km

 1'315 m

 1'415 m

DAY
4

Griesalp/Pochtenalp – Kandersteg

The ascent to the Blüemlisalp is the most spectacular stage on your hiking tour. After a long and step walk up to 2'843 meters you may enjoy an excellent meal at the Swiss mountain pasture “Blüemlisalphütte”.

From there the trail leads over the “Hohtürli” and glacier moraines down to Lake Öschinen. Now, Kandersteg is only a short walk away. (easy option: ride with the cable car down into the valley).

 approx. 7 h

 approx. 17 km





 1'450 m

 1'685 m

DAY
5

Kandersteg – Adelboden





By cable car up to “Allmenalp” from where you hike to “Bonderchrinde”. The view on the surrounding peaks is breathtaking. Afterwards, you hike down into the valley to Adelboden.

 approx. 4.5 h  approx. 12 km  835 m  1'220 m

DAY
6

Adelboden – Lenk | Departure

From the widely known village of Adelboden you walk towards the Hahnenmoospass. Wonderful views and the peak of mount Wildstrubel guide you down to the valley Simmental. You will spend one last night in the Bernese Oberland. After arriving in Lenk, luggage retrieval and departure.

 approx. 4.5 h  approx. 14 km  700 m  980 m

TOUR CHARACTER

Surefootedness and good condition are mandatory. You must not be afraid of heights to go on this alpine tour. Parts of the tour can be cut short in the case of bad weather.

The Via Alpina on SwitzerlandMobility

- [Details about the route](#)



PRICES & DATES

PLACE OF ARRIVAL: MEIRINGEN

Season 1	Season 2
31.08.2024 - 15.09.2024 Arrival daily	29.06.2024 - 30.08.2024 Arrival daily

Via Alpina „Bear Trek“, 6 days, Cat. A, CH-BDWML-06A		
Base price	1'049.-	1'079.-
Surcharge single room	299.-	299.-
Via Alpina „Bear Trek“, 6 days, Cat. B, CH-BDWML-06B		
Base price	945.-	995.-
Surcharge single room	195.-	195.-

Category A: 4 x middle-class hotels, 1 x traditional mountain hotel (shared toilets and showers)
Category B: 5 x family-run guest houses, shared toilets and showers

ADDITIONAL NIGHTS

PLACE OF ARRIVAL: MEIRINGEN

Season 1	Season 2
Aug 31, 2024 - Sep 15, 2024 Arrival daily	Jun 29, 2024 - Aug 30, 2024 Arrival daily

Meiringen		
Double room p. P. Cat. A	99.-	99.-
Surcharge single room	40.-	40.-
Lenk		
Double room p. P. Cat. A	105.-	105.-

Season 1		Season 2
Aug 31, 2024 - Sep 15, 2024		Jun 29, 2024 - Aug 30, 2024
Arrival daily		Arrival daily
Surcharge single room	30.-	30.-
Meiringen		
Double room p. P. Cat. B	99.-	99.-
Surcharge single room	20.-	20.-
Lenk		
Double room p. P. Cat. B	85.-	85.-
Surcharge single room	30.-	30.-

Prices per person in CHF

SERVICES & INFORMATION

Services

Included:

- Accommodation in your selected category incl. Breakfast
- Daily luggage transfer (max. 1 piece of luggage, 20 kg)
- Costs for luggage pick-up at the station (for direct arrival and departure)
- Subsidy for arrival by train
- Carefully elaborated route description
- Travel documents (1 x per room)
- Navigation app and GPS data available
- SwitzerlandMobility-Plus subscription for one year
- Service hotline

Note:

- Tourist tax, if due, is not included in the price
- Journeys by post bus, mountain railways and cable cars approx. CHF 45.- with half-fare card (depending on the journeys used)
- Reservation fee of CHF 20.- per adult (incl. legally required customer money protection)

Information

Arrival/Departure:

- Arrival by public transport to Meiringen. For direct arrival: Suitcases must be handed in at the luggage counter by 10 a.m. at the latest.
- Departure by public transport from Lenk. For direct departure: Suitcases must be returned to the luggage counter by 5 p.m. at the latest.

Arrival by train:

Leave the car at home! For every bike, biking or hiking tour in Switzerland, you will receive an SBB coupon per participant, which you can use to **deduct CHF 10 from the ticket price** for traveling by train. The reduction can be obtained in the SBB online store or in the SBB app.

On many trips, we use the luggage counters at the stations at the beginning and at the end to hand over the suitcases. You can conveniently combine this right away when you arrive by train. **If you are a GA owner, you can provide this information when booking. We will credit you the amount on the invoice.** If you don't need the coupon for the trip itself, you can use it during the year. Unfortunately, a retroactive refund is not possible for administrative reasons.

Travel documents

Travel documents "digital"

We reduce the amount of printed documents. You will receive instructions to help you find your way around using the Eurotrek Travel Guide App. We provide you with further information online.

In advance you will receive a package of documents with the following contents:

- Your travel program
- Luggage tags
- Description of how to use the app
- Any vouchers
- Detailed program with map sections

The Eurotrek Travel Guide App will help you additionally to find your way around. In addition to your digital map, you will find further information about your booked trip. The app is also available offline, simply download the trip in advance.

CONTACT & BOOKING

Do you still have questions about the tour? We are happy to help and look forward to your inquiry.

 +41 443161000
 eurotrek@eurotrek.ch

Book now