




HIKING HOLIDAYS HUT TREKKING AROLLA - VERBIER


Eurotrek Alpine: hut trekking Arolla - Verbier

The Haute Route of Valais


Who invented it, the Haute Route? Despite its name, it was not the French - nor the Swiss. It was, typically for the second half of the 19th century, the English. Conquerors and explorers established a route from Chamonix to Zermatt in 1861.

Today, there is no longer one Haute Route, there are multiple of them: the Haute Route is called the "most beautiful trekking tour in Europe", and on this "style" hike you will do part of it from Arolla to Mauvoisin.






5 Days / 4 Nights



Self-guided tour

To the online version



ITINERARY





DAY
1

Arrival in Sion | Arolla – Cab des Dix

Arrival in Sion, baggage drop-off followed by a bus ride to Arolla. The first pass of your tour is called Col de Riedmatten, a well-known point of the "Patrouille des Glaciers". Surefootedness and a head for heights are required.

Tricky passages are secured with either wire rope bridges or ladders. On the ascent to the top of the pass, views of the glacier Tsijiore Nouve can be expected. On the way down, don't be distracted too much by the view of the Cheilon glacier - the path leads over loose scree and is demanding.

Further ahead you can already see the water basin of Lac des Dix and the dam "Grande Dixence", which at 285 m is the highest gravity dam in the world. One last climb and you will reach the Cabane des Dix.





 approx. 5 h  approx. 11 km  1'350 m  440 m

DAY
2

Cab de Dix – Cab de Prafleuri

Down to the Lac de Dix reservoir, where you hike flat along the lake. The following high-altitude trail is dedicated to ibexes and provides information at various points about the history of the fauna and flora of the Val des Dix.

The trail continues up to the Col des Roux, which is located between the rock chain of Les Roux and Mont Blava. From the Col it is less than a kilometre to the stage destination, the Cabane de Prafleuri.





 approx. 4 h  approx. 12 km  600 m  860 m

DAY
3

Cab de Prafleuri – Cab de Louvie

Today's stage leads over several passes and through wild, alpine landscapes. Past glacier tongues to the idyllic Lac de Louvie with a wonderful view of the Combin massif.

On this route it is quite possible to come across the typical inhabitants of the mountain region such as marmots, chamois and ibexes. The charming cottage is located at over 2'200 meters and offers you a magnificent view of the heights of Lourtier.





 approx. 4.5 h  approx. 11 km  780 m  1'200 m

DAY
4

Cab de Louvie – Mauvoisin/Verbier

A steep climb leads up to the “Têtes de Louvie”. There a narrow path leads through a jagged rocky landscape. The view on the following high trail is unique. Snow-covered peaks pile up on the horizon and emerald green lakes sparkle below you.

However, the path is narrow and requires concentration and good orientation skills in bad weather. On the last meters you follow the Bisse de Levron before you float down to Verbier with the cable car from Les Ruinettes.

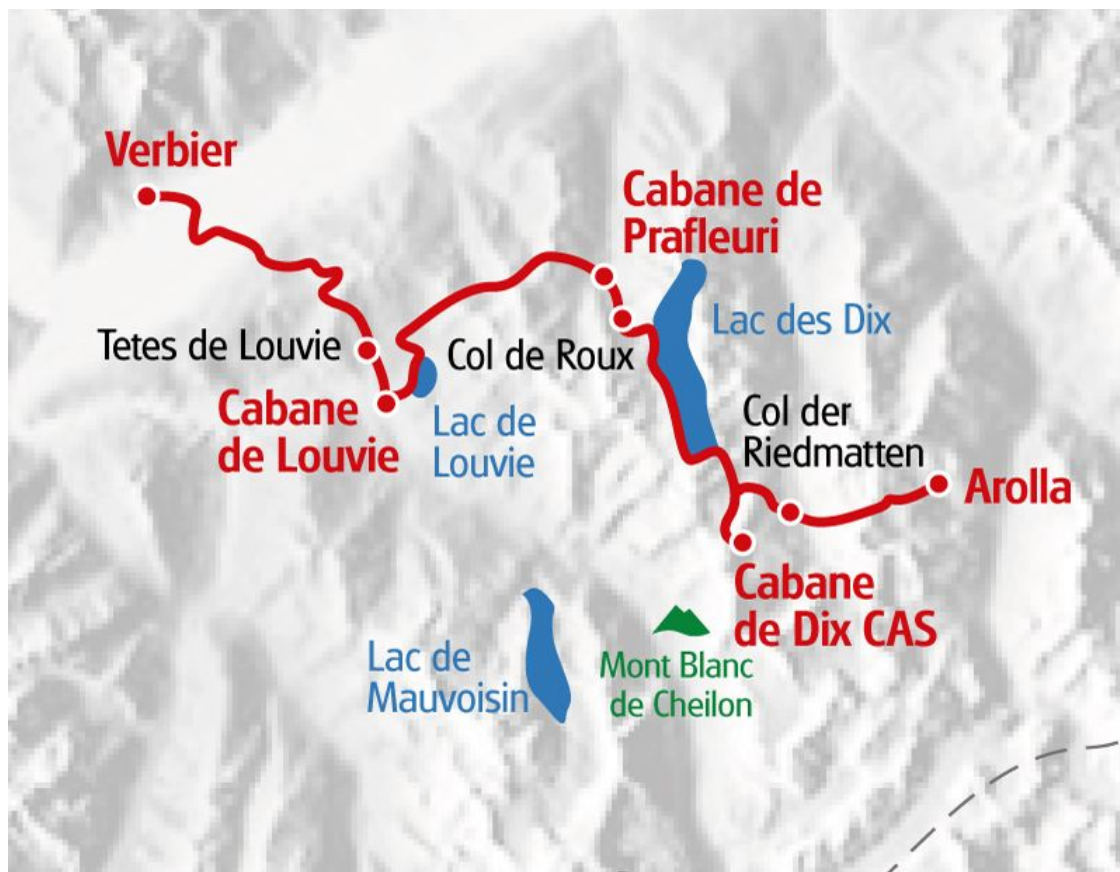
 approx. 3.5 h  approx. 11 km  600 m  635 m

DAY
5

Departure or extension

TOUR CHARACTER

Demanding mountain hikes (T3 on the SAC scale). Some places are secured with ropes, bridges and ladders. Good physical condition, surefootedness, no fear of heights and experience in mountain tours are required. You will be on stages of up to 3000m. Attention: On high sections snow fields are possible until the summer months. Good orientation skills required in bad weather.



PRICES & DATES

PLACE OF ARRIVAL: AROLLA

	Season Saison 1 31.08.2024 - 15.09.2024 Daily arrival	Season Saison 2 13.07.2024 - 30.08.2024 Daily arrival
Alpenpässe-Weg Arolla-Verbier, 5 Tage, CH-WSAAV-05X		
Base price	739.-	789.-
Packed lunch	59.-	59.-
Deduction for SAC members	-15.-	-15.-
Surcharge single room	89.-	89.-

Category: dormitory in the SAC cottages, 4* hotel in Verbier

ADDITIONAL NIGHTS

PLACE OF ARRIVAL: AROLLA

	Season Saison 1 Aug 31, 2024 - Sep 15, 2024 Daily arrival	Season Saison 2 Jul 13, 2024 - Aug 30, 2024 Daily arrival
Arolla		
Double room p. P.	105.-	105.-
Surcharge single room	25.-	25.-
Verbier		
Double room p. P.	109.-	109.-
Surcharge single room	89.-	89.-

Prices per person in CHF

SERVICES & INFORMATION

Services

Included:

- Accommodation in your selected category incl. breakfast
- 3x half-board in the SAC huts
- Luggage transfer Sion – Verbier
- Costs for luggage pick-up at the station (for direct arrival and departure)
- Subsidy for arrival by train
- Carefully elaborated route
- Travel documents (1 x per room)
- Navigation app and GPS data available
- SwitzerlandMobility-Plus subscription for one year
- Service hotline

Note:

- Cable car ride Les Ruinettes – Verbier (approx. CHF 15.- per person)
- Tourist tax, if due, is not included in the price
- Reservation fee of CHF 20.- per adult (incl. legally required customer money protection)
- The extra night can also be booked in Sion, if the journey to Arolla on the first day is too far

Information

Arrival/Departure:

- Arrival by public transport to Sion, for direct arrival luggage drop-off at the luggage counter until 10:00 a.m.
- Individual departure from Verbier.

Detailed information:

- A cottage sleeping bag is required for overnight stays in the mountain cottages.
- For a better assessment of the level of difficulty we recommend having a look at the SAC hiking scale.
- Please note that no luggage transport can be organized to the mountain cottages. Your suitcase will be transported directly from the starting point to the final destination.

Arrival by train:

Leave the car at home! For every bike, biking or hiking tour in Switzerland, you will receive an SBB coupon per participant, which you can use to **deduct CHF 10 from the ticket price** for traveling by train. The reduction can be obtained in the SBB online store or in the SBB app.

On many trips, we use the luggage counters at the stations at the beginning and at the end to hand over the suitcases. You can conveniently combine this right away when you arrive by train. **If you are a GA owner, you can provide this information when booking. We will credit you the amount on the invoice.** If you don't need the coupon for the trip itself, you can use it during the year. Unfortunately, a retroactive refund is not possible for administrative reasons.

Travel documents

Travel documents "digital"

We reduce the amount of printed documents. You will receive instructions to help you find your way around using the Eurotrek Travel Guide App. We provide you with further information online.



In advance you will receive a package of documents with the following contents:

- Your travel program
- Luggage tags
- Description of how to use the app
- Any vouchers
- Detailed program with map sections

The Eurotrek Travel Guide App will help you additionally to find your way around. In addition to your digital map, you will find further information about your booked trip. The app is also available offline, simply download the trip in advance.

CONTACT & BOOKING

Do you still have questions about the tour? We are happy to help and look forward to your inquiry.

 +41 443161000
 eurotrek@eurotrek.ch

Book now